

 **BREED®**

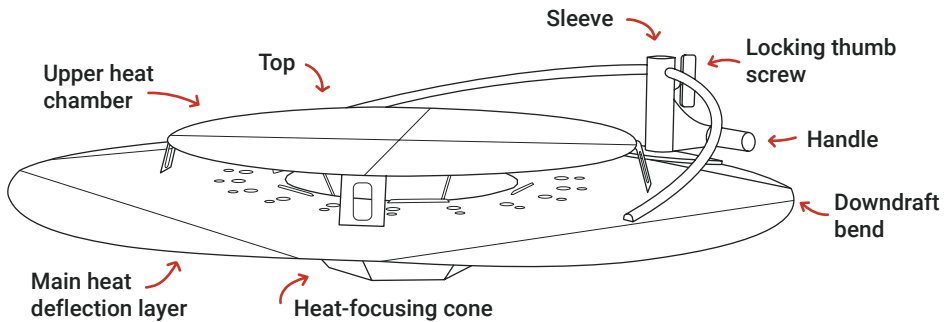
**USER  
GUIDE**

**BREED**

**OUTPOST™  
HEAT DEFLECTOR**

## EXTEND YOUR FIRE PIT SEASON

Designed to work with our Outpost™ Rod, the Breeo Heat Deflector is purposefully designed to maximize hot airflow out from the fire pit to keep you warm. It is the **ONLY** adjustable heat deflector available today, and is built to outperform and outlast other heat deflectors on the market. Experience our heatwave technology and stay warm by the fire the whole year 'round.



## FEATURES

**INCREASED WARMTH:** Design elements such as the heat focusing cone, downdraft bends, and secondary heat chamber efficiently direct heat out away from the fire laterally, keeping you warmer in your seat.

**ADJUSTABLE HEIGHT:** Compatible with the Outpost Rod, the heat deflector is height adjustable, allowing you to move it up and down on the rod, impacting the amount of heat directed outward.


**BUILT TO LAST:** Constructed out of 304 stainless steel and made by Breeo in the USA, the Outpost Heat deflector will last a lifetime in the elements.

**NOTE:** The 19 and 24 heat deflectors require one Outpost Rod, (same Rod that comes with our Outpost Grill) the 30 heat deflector has two handles and requires two Outpost Rods. Heat Deflector gets very hot when over the fire, use high-quality fire-protective gloves when handling.

## INSTALL OUTPOST ROD

### 1 INSERT THE OUTPOST ROD


Insert the locking mechanism end of the Outpost Rod into the opening on the rim on your fire pit. Align the pegs on the rod with the notched openings on the fire pit, lower rod, ensure pegs go down into the opening and twist the rod to secure.



Aligning pegs with notches on the fire pit

### 2 LOCK THE OUTPOST ROD

Slide the locking collar on the Rod down, align tabs and slide them into the notched openings on the fire pit. This will lock the post into place. The Rod should not spin once locked, and the small handle should be facing outward.



Sliding locking collar into notches on the fire pit


## USE AND CARE

Make sure the Heat Deflector is secured firmly into place on the Outpost Rod to prevent sliding down while in use. Soot can build up on the underside of the Heat Deflector, clean with a rag, water, and dish soap. Stainless steel may darken in color when exposed to heat. This will not affect performance. Heat Deflector can be used in conjunction with other Outpost accessories if desired. Heat Deflector can be used to protect the fire pit from light rain.

# INSTALL HEAT DEFLECTOR

## 1 PREPARE FOR INSTALL

Loosen the locking thumb screw (do not remove) so that the sleeve can slide onto the Outpost Rod. For the X30 Heat Deflector, there are two of these.



## 2 ATTACH THE HEAT DEFLECTOR

Hold the Heat Deflector horizontally and slide the sleeves onto the Outpost Rod. If using the X30 heat deflector this should be done by two people, one at each handle. Lower the heat deflector to the desired height and secure by tightening the locking thumb screw(s) on the handle.



## 3 ADJUSTING THE HEIGHT

You can adjust the height of the heat deflector as needed to ensure you get the full benefits of the increased heat depending on if you're sitting or standing.



## WARNING

Always practice safety first when using the Outpost™ system and accessories, exercise the same precautions you would with any open fire.


Never leave your Breeo fire pit & accessories unattended, especially around children and pets.

The Outpost Heat Deflector, Rod, and accessories become very hot in use and can cause severe burns. Do not touch when hot.

***Avoid touching sensitive surfaces with the Outpost Heat Deflector and accessories when they are hot.***

When adjusting the height of your Outpost Heat Deflector, ***always wear protective gloves or use other heat protection to avoid burns.***

The X30 Heat Deflector puts out a lot of heat laterally, make sure there are not any combustible or meltable surfaces close-by.



## WARRANTY

Breco, LLC warrants to the original purchaser that the Breco Fire Pits and Accessories are free from workmanship and material defects during the lifetime of the original purchaser. In addition Breco, LLC warrants no rust through or burn through for a period of five (5) years from purchase. If a product is covered by this limited warranty, Breco, LLC, at its option, will repair or replace with a new product free of charge, excluding any applicable shipping and handling charges. If the product being warranted has been discontinued, the replacement product will be of equal or similar value. Altering any Breco product, or using the product in any way other than the intended use, will void this Lifetime Warranty. Except as provided above, no warranty is offered on rust, paint or finishes due to being made with material with potential for corrosion. Steel products will develop a natural iron oxide patina over time.

Breco, LLC's liability and obligation is limited to repair or replacement of the product, at their option. The purchaser must provide Breco, LLC with photos of the product's defects for evaluation. Upon approval of warranty, Breco, LLC will issue a return for repair, or return for exchange of the defective product.

This warranty does not cover damage or product failure caused by normal wear and tear, accident, misuse, negligence, tampering, modifications, act of war, overloading, improper attachment, improper maintenance, or failure to maintain. Breco, LLC is held harmless for any injury or death caused by the misuse of this product. This warranty does not cover damage caused by proper or improper use of our products to any surrounding surfaces, structures, or furnishings. This includes, but is not limited to, discoloration or damage to a patio or deck surface, furniture, house, or any other structure.

This warranty gives you specific legal rights providing said product is put to its proper designated use. THIS WARRANTY IS EXPRESSLY IN LIEU OF ALL OTHER WARRANTIES, EXPRESS OR IMPLIED, INCLUDING THE WARRANTY OF MERCHANTABILITY AND FITNESS FOR A PARTICULAR PURPOSE. NO ORAL AGREEMENT, GUARANTEE, PROMISE, REPRESENTATION OR WARRANTY SHALL BE BINDING. IN NO EVENT WILL BRECO, LLC BE LIABLE FOR ANY SPECIAL, INDIRECT, INCIDENTAL OR CONSEQUENTIAL DAMAGES EVEN IF BRECO, LLC HAS BEEN ADVISED OF THE POSSIBILITY OF SUCH DAMAGES AND EVEN IF BRECO, LLC HAS KNOWLEDGE THAT FAILURE TO PERFORM COULD CAUSE CONSEQUENTIAL ECONOMIC LOSSES. IN ANY EVENT, CUMULATIVE DAMAGES FOR BREACH OF THIS WARRANTY WILL BE LIMITED TO THE AMOUNT ACTUALLY PAID TO BRECO, LLC FOR THE PRODUCT. THIS PARAGRAPH SHALL APPLY TO ALL ACTIONS RELATED TO THE PRODUCT, WHETHER BASED ON TORT, CONTRACT OR OTHER THEORIES. THE PURCHASER ACKNOWLEDGES THAT THIS PARAGRAPH ALLOCATES THE RISK OF PRODUCT FAILURE BETWEEN BRECO, LLC AND THE PURCHASER, AND THAT THIS ALLOCATION IS REFLECTED IN THE PRICE PAID.

## EARN POINTS & ENJOY MEMBERSHIP BENEFITS

### BECOME A FIREMASTER

- 1 SIGN UP**  
Create an account and earn points.  
[breco.com/pages/rewards](https://breco.com/pages/rewards)
- 2 EARN POINTS**  
Every time you shop.
- 3 REDEEM POINTS**  
For exclusive discounts and products.

 **BRECO**

**BRECO.COM**

(800) 413-9848

CONTACT@BRECO.LLC.COM

©2023 Breco LLC. All rights reserved. 10/23

**SHARE & TAG  
US ON SOCIAL**



@BRECO